



 **TAMSONS**
ENTERPRISES, INC. Since 1968

SUITE 303, SINGSON BUILDING, PLAZA MORAGA,
BINONDO, MANILA, PHILIPPINES 1006
Tel No.: (632) 8-242-1111
Fax No. : (632) 8-242-1345, 8-242-1348
e-mail: sales@tamsons.com.ph

 tamsons.com.ph

Company History

Established in 1968, Tamsons Enterprises, Inc. started as a one-employee, one room affair at the third floor of the four storey Singson Building at Plaza Moraga in downtown Manila. For starters, it introduced to the Philippine market TOX Dubel Wall Plugs of Germany, the first in what was to become a long list of successful product lines.



The company's efficiency in marketing TOX was such that the brand has become generic to wall plugs. Intent on providing its principals with similar benefits, Tamsons has been developing, and continues to diligently cultivate the market for other products handled. Thus, Japan's RYOBI has become a leading brand of door closers; USA's FLUIDMASTER, the preferred name in toilet repair and Australia's CENTOR and RAVEN, market leaders in door & window systems.

From its humble, one room beginnings, Tamsons has consistently grown to become a leading supplier of architectural, construction, plumbing and hardware products. To provide the essential framework for the further growth, the company was incorporated in 1999. Its workforce has since multiplied

to over 300 people; its office, warehousing, service and distribution facilities substantially expanded; its dealers and outlets spread throughout the archipelago, serving the needs of customers nationwide.

Today, Tamsons is a major supplier of the Philippines' top DIY outlets, and is the exclusive distributor of a wide range of world-renowned products from Japan, Australia, the United States and other Asian & European Countries.

Our Vision

“ To be the leading and most reliable source of creative, innovative and quality construction materials, and solutions in the Philippines.”



Our Mission

“ To provide excellent and quality construction products, and hardware in the Philippines. ”



Our Values

“ We are a customer-oriented company. We believe in honesty and integrity in dealing with our customers, partners, and suppliers. We strongly promote teamwork in achieving our goals for future growth. We are innovative and strive to be the leader in our industry. ”



BUY Quality and SAVE!

BRAND	PRODUCTS	COUNTRY
Ryobi	Door Closers & Builders' Hardware	JAPAN
Selleys	Building Sealants and Adhesive	AUSTRALIA
Polyglaze	Car Care Products	AUSTRALIA
Fluidmaster	Toilet Tank Repair Products	USA
Bemis	Toilet Seat Covers	USA
Watertec	First in Polymer Faucets	MALAYSIA
Centor Architectural	Door and Window Systems	AUSTRALIA
Raven	Door & Window Sealing Systems	AUSTRALIA
Huntington Brass	Bathroom Accessories	USA
Showy	Bathroom Accessories	SINGAPORE
Castle	Premium Waterproofing	TAIWAN
Eco Sense	Water Saving Showers & Plumbing Fixtures	HONGKONG
Fixon	Quality Household Products	TAIWAN
Rinse Tech	Bidet	THAILAND
Mr. Plumber	Plumbing Products	CHINA
Rheem	Water Heaters	USA
Arco	Valves & Accessories	SPAIN
Neoperl	Bathroom Accessories	SWITZERLAND
Gel Gloss	House Cleaning Products	USA
Bosch	Automotive Accessories	GERMANY
Gulf	Motor Oil	USA
Pylox Lazer	Spray Paint	JAPAN

SUITE 303, SINGSON BUILDING, PLAZA MORAGA, BINONDO, MANILA, PHILIPPINES 1006
 Tel No. : (632) 8242-1111 Fax No.: (632) 8242-1345, 242-1348 e-mail: sales@tamsons.com.ph

www.tamsons.com.ph



TAMSONS ENTERPRISES, INC.



BUY Quality and SAVE!

SINCE 1968



PLUMBING
CORPORATE PROFILE

SUITE 303, SINGSON BUILDING, PLAZA MORAGA,
BINONDO, MANILA, PHILIPPINES 1006
Tel No.: (632) 242-1111
Fax No.: (632) 242-1345, 242-1348
e-mail: sales@tamsons.com.ph



tamsons.com.ph

PLUMBING

KITCHEN



Lead-free



Avirulence



Antirust



INTERNATIONAL

KITCHEN FAUCET



Cold Only
ET-100918Q-42-TM



Cold Only
ET-100917Q-42-TM



Cold Only
ET-100915Q-42-TM



Cold Only
ET-100916Q-42-TM

TAP FAUCET



Stainless Steel 304
Ultra Length Water Tap
ET-100925Q-42-TM



Stainless Steel 304
Ultra Length Water Tap
ET-100924Q-42-TM



Stainless Steel 304
ET-100913Q-42-TM



BRASS
CARTRIDGE



ET-100914Q-42TM



Keep it fixed, do it right!



BIDET SPRAY



Lead-free



Avirulence



Antirust



ABS Hand Sprayer Set Chrome
EQ-101080-01-TM



ABS Hand Sprayer Set PVC White
EQ-101082-01-TM



ABS Hand Sprayer Set PVC White
EQ-101083-01-TM



ABS Hand Sprayer Set Chrome
EQ-101081-01-TM



304 STAINLESS STEEL

WASTE DRAIN



Tubular Nut @ 405
EQ-101106-42-TM



Casting Nut @ 405
EQ-101105-42-TM

FLOOR DRAIN



Dual Function for Washing Machine hose drain
ET-101109-42-TM



Dual Function for Washing Machine hose drain
ET-101110-42-TM



ANGLE VALVE



Dual Function
ET-101099-42-TM

PLUMBING

SHOWER HEATER →



The new degree of comfort.

PRESTIGE

INSTANT WATER HEATER SERIES



PRESTIGE PREMIUM



Comfort:

- Touch sensitive LCD Display
- Temperature accuracy (+/- 1°C at steady state)
- Whisper quiet DC pump (on select models)
- Continuous hot water
- 3-in-1 Rheem compact valve
- Quadruple safety protection:
 - Built in over-temp thermal safety
 - Software over-temp limiting protection
 - Water flow meter senses accurate flow rate
 - Electric Shock Protection (on select models)
- Corrosion resistant stainless steel heating chamber
- Water splash-proof case with IP25 protection.



PRESTIGE PLUS



Comfort:

- Temperature accuracy (+/- 1°C at steady state)
- Whisper quiet DC pump (on select models)
- Continuous hot water
- 3-in-1 Rheem compact valve



PRESTIGE



Comfort:

- Whisper quiet DC pump (on select models)
- Continuous hot water
- 3-in-1 Rheem compact valve



TANKLESS MULTI POINT HEATER

SAFETY FEATURES:

- Electric leakage protection
- Overheat protection
- Dry Firing protection
- Water & electricity isolation protection
- Built-in pressure relief valve



PLUMBING

KITCHEN



FAUCET



Quarter turn single lever
HD basin tap
6065D



Quarter Turn Single Lever
2 way tap
6059



"ITA" self-closing delay
action basin tap
2684N



Quarter turn single lever
bib tap (100mm)
6068



Quarter turn single
lever "J" spout sink tap
6051Q



Quarter turn single lever
"U" spout sink tap
6051NU



Quarter turn
single lever
flexible spout
sink tap (60cm)
6051F-60

ANGLE STOP COCK



Taps & Accessories
6155



Taps & Accessories
6165

TOWEL RACK



2 Layers Towel Shelf / 7054



3 Layers Towel Shelf / 7029

MIRROR & CABINET

Multi-Purpose Wall Cabinet
2576M



Multi-Purpose Wall Cabinet
2576W





Innovative Product Designed to:

- Reduce Water & Energy Consumption, Costs & CO2 Emissions.
- Preserve our precious environmental resources for our future generations.
- Set the industry benchmark for product performance.

A foundation of 30+ years experience at the highest level of the industry and driven by passion to bring the world water and energy efficient products with world class leading performance.

Global Presence. Local Support

- Eco Sense is a global company incorporated in BVI.
- Asia regional headquarters in Hong Kong with a representative office in Philippines.
- Product distributed in SE Asia, Europe, Australia/NZ and the Middle East.

PRODUCT CERTIFICATION

EPA WaterSense Criteria

EPA (Environment Protection Agency)

Conform to ASME A112.18.1 / CSA B125.1

- All showerhead mode must meet maximum flow rate
- Cannot have an override or alternate settings to adjust flow rate.

Water Efficiency Requirements

- Flow rate must be less than 2.0 gallons per minute or 7.6 liters per minute, tested at 20, 45 & 80 psi pressure

Spray Force Requirements

- Must not be less 2.0 Ounces (0.56 newtons) @ pressure of 20 psi

Spray Coverage Requirements

- Should be equal in coverage from 2, 4 & 6 inches annular rings



Complete Shower Set
ES0219KN



- Round Shape Rain Shower (7" Diameter)
- with Single Setting Handheld Shower
- Adjustable Shower Mount
- 3 way Diverter
- 1" Brass Tube
- Anti-Clog Nozzle
- Chlorine & Heat Resistant Nozzles

Complete Shower Set
ES0215KN



- Square Shape Rain Shower (7" Diameter)
- with Single Setting Handheld Shower
- Adjustable Shower Mount
- 3 way Diverter
- 1" Brass Tube
- Anti-Clog Nozzle
- Chlorine & Heat Resistant Nozzles

PLUMBING

SHOWERS



Power Rinsing Spray



Oxygenating Air Mixture Technology



Turns spray into tiny droplets



Shower with less water



Single Setting Handheld Shower ES0114

- Power rinsing spray
- Oxygenating (Air & water mixture)
- 2.0 gpm.
- Suitable for High water pressure



Spray



Single Setting Shower Head ES0014

- Power rinsing spray
- Oxygenating (Air & water mixture)
- 2.0 gpm.
- Suitable for High water pressure



Spray



Push Button Hand Shower Single Setting Handheld Shower ES0113



- Push Button Water Saving Mode
- Saves up to 40% water
- Thermo Plastic Nozzles
- Large Face
- Suitable for High Water Pressure
- Anti-Clog Nozzle
- Chlorine & Heat Resistant Nozzles



Easy Clean
Nozzles



Eco Saving
Mist Button

STAINLESS STEEL SHOWER

Hand Shower ES0115

- 304 Grade Stainless Steel Case
- Thermo Plastic Nozzles
- Anti-Clog
- Chlorine & Heat Resistant Nozzles
- Suitable for High Pressure



Hand Shower ES0116

- 304 Grade Stainless Steel Case
- Thermo Plastic Nozzles
- Anti-Clog
- Chlorine & Heat Resistant Nozzles
- Suitable for High Pressure
- 5 Adjustable Function



Shower Head ES0015

- 304 Grade Stainless Steel Case
- Thermo Plastic Nozzles
- Anti-Clog
- Chlorine & Heat Resistant Nozzles
- Suitable for High Pressure
- 3 Adjustable Function



Shower Head ES0016

- 304 Grade Stainless Steel Case
- Thermo Plastic Nozzles
- Anti-Clog
- Chlorine & Heat Resistant Nozzles
- Suitable for High Pressure
- 5 Adjustable Function





10" Expandable Rain Showers

ES0013K

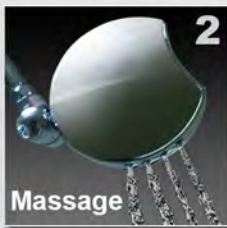


- Expandable to 12" diameter
- Anti-Clog Nozzles
- Chlorine and Heat Resistant Nozzles



PIVOT SHOWERHEAD

- 4 setting pivoting shower head
- 6" Shower face diameter
- Anti-Clog Nozzles
- Chlorine and Heat Resistant Nozzles
- Includes 6 inches Shower Arm



ES0011K

3 Function Body Jet Spray

ES0012K



- 3 Setting Shower Head
- 3 Adjustable Spout
- Large Shower Face Diameter
- Anti-Clog Nozzles
- Chlorine and Heat Resistant Nozzles





**Magnetic Handshower Mount
w/ Metal Slide Bar 3100mm
ES0227K**



Ball Joint Magnetic Bracket



**Magnetic Handshower Mount
w/ Metal Slide Bar 250mm
ES0228K**



Magnetic Bracket

EASY TO INSTALL

Place the Metal slide bar on the wall at a convenient height.



Peel and Stick Super Strong Double Sided Adhesive on the wall.



Place the 310mm Metal Slide bar on the Wall with Adhesive. Slide Bar can be screwed to the wall for additional strength.



Put the 3F Hand Shower and Turn on valve, now you can enjoy the Easy Magnetic Slide System!!! Installed with NO TOOLS!!!



You can adjust the Magnetic Bracket by sliding or removing and replacing to your desired height.



Adjusting the 3F Handshower with your convenient by the help of the Magnetic Bracket.



HYBRID

WATER-SAVING FAUCET



Shower/Tub Mixer
ES5002



Shower/Tub Mixer
ES5004



Lavatory Mixer
ES4001



Lavatory Mixer
ES4002



Water-saving Technology

Flow rate meets both WATERSENSE and cUPC standards.



Metallization Technology

Green Manufacturing Process. No discharge of dangerous pollutant in plating process.



No lead Waterway Technology

100% lead free for the health of your family.

FEATURES:

Ceramic Cartridge



Resistant to leaks and Debris.

Lifetime Finish



Finish, will not fade nor Tarnish.

Neoperl Aerator



Reduce water consumption by up-to 50%

One piece lead-free waterway



No leaching of toxic contaminants into the water



PLUMBING

SHOWERS



5-F Eco Handheld Showers and Adjustable Slide Bar with Soap Holder
 Chrome Plated Steel Slide
 Bar Length 605mm
 ES0207K



3-F Eco Handheld showers and slide bar
 Slide Bar Length 600mm
 Diameter 22mm
 ES0205K



8" Rainfall Shower Head
 EPA Watersense compliant
 ES0001K



3-F Eco Handshower
 Suitable for High water pressure
 ES0108/ES0108K



1-F Eco Shower Head
 EPA Watersense Compliant
 ES0004



4-F Eco Shower Head
 Drenching coverage from one powerful spray pattern
 ES0006



3-F Eco Handshower
 Suitable for High water pressure.
 ES0102



5-F Eco Handshower
 Suitable for High water pressure.
 ES104k

LAVATORY FAUCET

BATHROOM



Self Closing Basin Tap
 Water-Saving aerator
 ES4009



2 Function (for shower & bath)
 Water-Saving Aerator
 ES4012



Single Lever operation for Bath and Shower



Reduces water consumption by as much as 50%





ACCESSORIES



Towel Bar Holder (60cm)
ES5324



Soap Dish Holder
ES5359



**Tumbler Holder
w/ Glass**
ES5358BN



Robe Hook
ES5353



Paper Holder w/ Lid
ES5351



Towel Ring
ES5360



Drill-Free Hand Shower Holder

ES0222

- No tools needed
- No unpleasant drilled hole
- Easy install

3-way diverter mount

ES0220

Quick conversion for shower & handshower, Brass Hexagon nut, adjustments for simultaneous shower and handshower use. Standard 1/2" thread



Place the **SCREWLESS** in any surface of the wall



Pull down lever holder to activate suction



3-Way Function:



Shower Head



Hand Shower



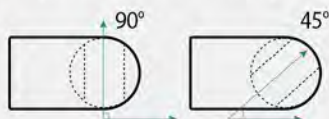
Shower Head and Hand Shower

Adjustable Stainless Steel SHOWER MOUNT



ES0221

- 304 Grade Stainless Steel
- Adjustable from 90 - 45 degree angle



Washing Machine Hose



Models:
ES1801-1500
ES1801-2000
ES1801-3000

- In tube : EPDM
- Sleeve : AISI 304
- Ends : Aluminium Alloy



Models:
ES1802-1500
ES1802-2000
ES1802-3000

- In tube : Reinforced PVC Tube
- Sleeve : Aluminium Alloy
- Ends : Aluminium Alloy



ECO SENSE WATER SAVING ANALYSIS



BRAND	SHOWER FLOW RATE (L/m)	Average SHOWER TIME (Min.)	SHOWER Usage per DAY	Monthly Shower Usage (L)	Monthly Shower Usage (CBM)	Cost per CBM	Monthly Water Bill	SAVINGS
	7.6 L/min	10 minutes	6 times	13,680	13.68	PHP 24.00	328.32	Standard Consumption
BRAND X (UPC Standard)	9.5 L/min	10 minutes	6 times	17,100	17.10	PHP 24.00	410.40	20%
Using ECOSENSE	Converting to 7.6L/min			13,680	13.68		Php 328.32 only	
BRAND Y	11.4 L/min	10 minutes	6 times	20,520	20.52	PHP 24.00	492.48	33%
Using ECOSENSE	Converting to 7.6L/min			13,680	13.68		Php 328.32 only	
BRAND Z	13.3 L/min	10 minutes	6 times	23,940	23.94	PHP 24.00	574.56	43%
Using ECOSENSE	Converting to 7.6L/min			13,680	13.68		Php 328.32 only	

BIDET SPRAY

Suitable for
HighWater
PRESSURE



Complete Set
ES7001BKN



Complete Set
ES7001BK



Bidet Spray Head
ES7001B



Complete Set
ES7002BK



Complete Set
ES7005BK



Bidet Spray Head
ES7002B





TOILET REPAIR

ecoBETA
GERMAN TECHNOLOGY

PLUG 'N SAVE

DUAL FLUSH CONVERSION KIT

ES2009 **ES2005AK**

Complete Toilet Repair Kit
ES2002AK

Complete Toilet Repair Kit
ES2001AK



PVC Flapper



Fill Valve Reducing Nut
ES2503



Rubber Gasket
ES2601



Universal
Flush Valve
2" (50mm)
Flapper Type
ES2103



Pilot Style
Adjustable
Fill Valve w/ 1/2"
Reducing Nut
ES2005A



High CL Style
Adjustable
Fill Valve w/ 1/2"
Reducing Nut
ES2001A



Ball-Cock Style
Adjustable
Fill Valve w/ 1/2"
Reducing Nut
ES2002A

PLUMBING

KITCHEN



10
YEAR
WARRANTY



BLK Bib Tap
209T WTC Black
FTP-M0209-WP

- World First Bib Tap made of Glass Fiber Reinforced Nylon
- Special Polyester Elastomer Seal
- Weather Resistance

RUST PROOF
LEAK PROOF

10
YEAR
WARRANTY



BLK Bib Tap
209 T WTC Black
FTB-M0209-WP

10
YEAR
WARRANTY



Pillar Tap 301 M
WTC SOB
PTM0017B
(FPT-MB301)

6
YEAR
WARRANTY



Chrome Single Lever
Pillar Tap 204 WTC
FSL-TS204-WL

3
YEAR
WARRANTY



Pillar Tap Kitchen
Faucet
P204 S1

3
YEAR
WARRANTY



Wall Tap Kitchen
Faucet
RH P204 S1



Super Seal 1
SS1-5 (FCM-005-WL)
replacement seal for taps & vavles

WATERTEC



Twin

Angle valve with 2 independent outlets



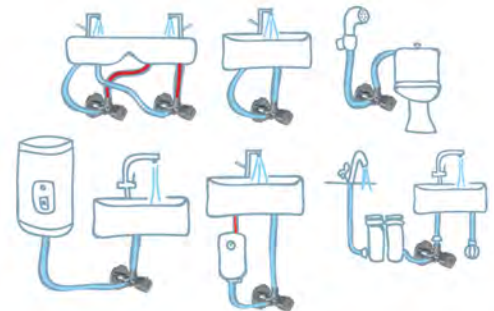
More life, no lime.
Plus de vie,
pas de calcaire.
Langere levensduur,
geen kalk.

made in
spain
original



CQ4102	1/2M x 3/8M x 3/8M
CQ4103	1/2M x 3/8M x 3/8M (with check valve)
CQ4104	1/2M x 3/8M x 1/2M
CQ4105	1/2M x 1/2M x 1/2M
CQ4107	1/2M x 3/4M x 3/4M

One single handle, 4 independent positions.



SENA

WATER BALL VALVES



- Full bore
- From -20°C to 120°C
- PN30 bar
- Brass CW617N /CW614N
- Nickel plated
- Seats made in TEFLON
- Gland nut

ANGLE VALVES

VITAQ angle valves have a stem-ball made of a special polymer which prevents the formation of limeliness. This stem-ball works just as well under the same conditions of pressure and temperature as one made of brass.



Mini Filter MAC
02400MAC 1/2x1/2



ConeKta
280020 1/2x3/4x1/2



made in
spain
original



VITAQ
SYSTEM



lipstick valve *art*

SCOPE

LIPSTICK are 1/4 turn angle brass stem-ball valves designed for being connected to water pipe systems. They are used to shut off individually water supply to basins, sinks and other different water supply points to proceed to their repairing or replacement.


The VITAQ SYSTEM makes them particularly suitable to avoid the effects of lime, increasing the lifespan of the valve.

LIPSTICK are 1/4 turn valves. The polished finish of these valves and the internal fixing of the handle, make them especially adequate for installations where the design is a key point together with functionality and security.

Available color:



Ora Rosa



Cromo



Negro

PLUMBING

BATHROOM



NEOPERL®

flow, stop and go®

Dual-Stream PCA® DC + Swivel Adaptor



HH-1223D
3D Swivel Adaptor



HH-1019F
Auto Clean M24



HH-1223D
Auto Clean M22



HH-1002F2
BG M22



HH-1002M2
BG M24



HH-1049C
Mini Eco Booster



CHROMALUX® ZERO® Flexible Hose

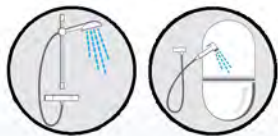
- 100% PVC-free
- ½" - fits every shower/bathtub tap
- Unique soft surface, water-repellent and easy to clean
- Meets the drinking water requirements
- Sustainable and recyclable
- Ultra-light
- Highly flexible
- Tear-resistant
- Machine-washable
- Connections: brass
- One-way rotating connection (on the shower side) prevents the hose from twisting in the shower
- Available in four colours

Technical Specification

- Operating temperature **-5 to +60°C 23 to 140°F**
- Recomm. working pressure **4 bar 58 psi**
- Max. working pressure **7.5 bar 109 psi**
- Tensile strength **→ 800 N → 180 lbf**
- Bending radius **25 mm 1.0"**
- Outer diameter (braided) max. **14.8 mm 0.6"**
- Inner diameter (hose) **8.5 mm 0.3"**
- Flow rate at 1.5 m length **19.0 l/min at 3 bar** according to DIN EN 1113
- Pressure jump resistant (23° C) **Up to 16 bar 232 psi**

SHOWER & SHATTAF HOSES

KITCHEN & BATH PLUMBING



Application



Product Standards

EN 1113, ASME A112.18.1 / CSA B125.1

Attainable Approvals and Certificates

Hygienic: KTW-BWGL, ACS, WRAS (BS6920), KIWA-Watermark
Mechanical: DVGW, NF, KIWA, cUPC

NEOPERL®

flow, stop and go®



BT1 Series

6
YEAR
WARRANTY



Bib Tap 302 T
BT1



Stop Soc
20E-ISO T
SVE1

Stopvalve
M&M 15E-GIT
SVE1

3
YEAR
WARRANTY



Bib Tap Pico
BTP8



Bib Tap Pico
w/ Thread 7/8N
BTP8TH

1
YEAR
WARRANTY



Bib Tap 302 T
w/ thread 7/8N
BT1TH



2 way Faucet
XQ701



Bip Tap 201 T
BTA1



Bip Tap 201 T
w/ Thread 7/8N
BTA1TH



Bib Tap 302 T w/ 3" length
BT1L3



Bip Tap 202
Smart
BTS1



Bip Tap 202
Smart w/ Thread 7/8N
BTS1TH

PLUMBING

BATHROOM



MONACO Series



Stopvalve Soc 20F
SVFM7



PLUMBING

BATHROOM



SHOWER & SPOUT



Bathroom Kit 3 in 1
BKM101



2 way Faucet with Hand Bidet
FSH-HSB10-WL



Hose, Hand Shower, Stop Valve
HSV



2 Way Faucet with Hand Bidet
FBD-HB701-WL



Handshower, Hose 101
HS/9SR03COP



Shower Arm +Rose 102
9SR5A

ACCESSORIES



7 pcs Bathroom Accessories
7P

FBD-E02031-TWXA LUXXAN
Bidet Kit



WATERTEC

PLUMBING

BATHROOM



TOILET SEAT



MOLDED WOOD



- R** Round / 500PROAR
- E** Elongated / 1500PROAR
- Plastic Adjustable Pro Hinge



- R** Round / 8448
- E** Elongated / 18448
- Whisper@Close@
- Never Lossens
- No Slam

PLASTIC



- R** Round / 75
- E** Elongated / 175
- Top-Tite@ Hinges
- Non-Corrosive Hex Time™ Bolts and Wings Nuts



- R** Round / 7850TDG
- E** Elongated / 7750TDG
- STA-TITE@ Commercial Fastening System™
- DuraGuard@ Antimicrobial Built-In seat Protection™
- Non-Corrosive 300 series Stainless Steel posts and pintles

PLASTIC



- R** Round / 4800AD
- Adjustable Hinge with Clip



- R** Round / 580 ARSL
- E** Elongated / 1580 ARSL
- Adjustable Hinge



- R** Round / 70 AD
- E** Elongated / 170AD
- Adjustable Hinge with Clip

HAND BIDET



Hand spray Bidet
Chrome Head
RT400-7148



Hand spray Bidet
White Head
RT400-5148



Hand spray Bidet
Chrome Head
RT500-7171



Hand spray Bidet
White Head
RT500-5171

PLUMBING

BATHROOM



TOILET REPAIR

FILL VALVE



Toilet Tank Fill Valve
200AX



Anti-Siphon Fill Valve
400AS



Leak Sentry Pro Fill Valve
400LS

COMPLETE SET



Complete Set Anti-Siphon
400AK



Complete Set
FM600CS



Complete Set
FM900CS

FLUSH VALVE



Flush Valve, Bolts & Gasket
507AK

TANK LEVER



Sure Fit Metal Arm
683



Push Button
691



Sure Fit
680



Complete Set
FM100CS



Complete Set Anti-Siphon
FM700CS



Complete Set Anti-Siphon
FM800CS

FLAPPER



Flapper
500



Adjust-A-Flush
502



Sure Fit Flapper
503



Flusher Fixer Kit
555C



Super Flapper
501



Universal Flapper
503



Sure Fit Flapper
504

CONNECTOR

No-Burst
Braided
Stainless Steel





Clean, Shine & Protect

A product for every household cleaning need!



No Streak Hardwood Floor Cleaner 32oz
WFC-32



Stainless Steel & Appliance Cleaner 24oz
AC-24



No Streak Cabinet Cleaner 24oz
CC-24



Granite & Natural Stone Polish 24oz
CG-24



Kitchen & Bath Polish Cream Wax Polish
GG-2 (2oz)
GG-8 (8oz)



Faucet & Decorative Fixture Polish
FB-2 (2oz)
FB-8 (8oz)



Mink Oil for Leather 8oz
TRMO-8



No Streak Glass Polish Wax Cleaner
NS-8 (8oz)
NS-2 No Streak



No Streak Glass Wax Cleaner Aerosol Polish
NS-019 (19oz)



TAMSONS ENTERPRISES, INC.



BUY Quality and SAVE!


SINCE 1968



ADHESIVE & SEALANT

CORPORATE PROFILE

SUITE 303, SINGSON BUILDING, PLAZA MORAGA,
BINONDO, MANILA, PHILIPPINES 1006
Tel No.: (632) 242-1111
Fax No.: (632) 242-1345, 242-1348
e-mail: sales@tamsons.com.ph



tamsons.com.ph

HARDWARE

ADHESIVE



**LIQUID NAILS
HEAVY DUTY**
(Construction Adhesive 375ml)



SELLEYS®
IF IT'S SELLEYS IT WORKS



**ADVANCED
HIGH PERFORMANCE
CONSTRUCTION ADHESIVE**

IDEAL FOR:

- Timber
- Metals
- Masonry
- Concrete
- Plasterboard
- MDF
- Particleboard
- Glass
- Tiles & Ceramics
- Plastics*
- Rubber

USED FOR THE FOLLOWING APPLICATIONS:

- Sheet flooring to joists
- Metal or aluminium door strips to floors or walls
- Timber or fibre cement sheeting to cement block or brick walls
- Masonite / hardboard to timber or floorboards
- Wallboard or panelling to wood or metal frames
- Cork tiles to timber, fibre cement or plaster
- Timber flooring to yellow tongue in conjunction with mechanical fixings to avoid later squeaking.



LIQUID NAILS
(Construction Adhesive 320g & 100g)

IDEAL FOR:

- Timber
- Concrete
- MDF
- Particleboard
- Masonry
- Ceramics
- Tiles
- Plasterboard
- Plastics*
- Rubber
- Glass

**HIGH STRENGTH
CONSTRUCTION ADHESIVE**



HARDWARE

ADHESIVE

SELLEYS
IF IT'S SELLEYS IT WORKS

LIQUID NAILS MIRROR • ALUMINIUM

(Construction Adhesive 310g)



Ideal For

- ✓ Mirror
- ✓ Metal
- ✓ Glass
- ✓ Aluminum
- ✓ Steel

- High strength construction adhesive
- Heat & Steam resistant
- High temperature & UV resistant
- Will not discolour mirrors
- Strong vertical hold
- Non-Corrosive
- For interior & Exterior use

LIQUID NAILS CLEAR

(Construction Adhesive 250g)

CLEAR BOND LINE



MOULDINGS & TRIMS



Ideal For

- ✓ MDF
- ✓ Particleboard
- ✓ Concrete and Masonry
- ✓ Timber
- ✓ Tiles and Ceramics
- ✓ Most plastic

PRO-SPEC

(Construction Adhesive 360g)



Ideal For

- ✓ Timber Flooring
- ✓ Computer Flooring system
- ✓ Mirrors
- ✓ Steel Stud
- ✓ Fiber Board

HARDWARE

SEALANT



SELLEYS
IF IT'S SELLEYS IT WORKS

NO MORE GAPS

(Acrylic Sealant 475g)



- ▶ **PAINTABLE**
- ▶ Flexible up-to 10%
- ▶ Water Clean-up
- ▶ For Interior & Exterior

Ideal For

- ✓ Wood
- ✓ Plasticboard
- ✓ Ceramic Tiles
- ✓ Painted Surfaces
- ✓ Bricks
- ✓ Glass
- ✓ Aluminum

PRO-SPEC Flexi-fill

(Interior & Exterior Flexible Gap Sealant)




Ideal For

- ✓ Timber
- ✓ Glass
- ✓ Metal
- ✓ Concrete
- ✓ Ceramic Tile
- ✓ PVC
- ✓ Bricks
- ✓ Grout
- ✓ Aluminum

SILICONE SEALANT

(Acetoxy Cure)

Providing a waterproof seal & Excellent Adhesion on Glass



Ideal For

- ✓ Aquariums*
- ✓ Window Frames
- ✓ Gasket-refrigerations
- ✓ Ovens
- ✓ Dryers

Aquariums - Allow to cure fully for 7 days. Prior to usage, thoroughly wash out with water, drain and refill before introducing fish. Suitable for constructing and repairing small aquarium. Specialist design required for large tanks.

HARDWARE

SEALANT →

SELLEYS®
IF IT'S SELLEYS IT WORKS

N-MASTICS

(Non-skinning small joint Sealant 410g)



FOR COLD ROOMS


Ideal For

- ✓ Timber
- ✓ Glass
- ✓ Plastic
- ✓ Metal
- ✓ Masonry
- ✓ Expanded Foam Panels

ALL CLEAR

(Co-Polymer Sealant 260g)

SEALS OUT WATER



CAN BE USED IN POLYCARBONATE



Crystal clear finish



Also for wet & oily surfaces



Paintable

Ideal For

- ✓ Window Frames
- ✓ Glazing
- ✓ Roofs
- ✓ Guttering
- ✓ Bricks
- ✓ Many Plastics
- ✓ Cement
- ✓ Timber
- ✓ Sinks
- ✓ Basins

WET AREA

(Neutral Cure Silicon 300g)



Ideal For

- ✓ Ceramic, Glazed & Porcelain Fixtures
- ✓ Metal, Copper & Brass Fittings
- ✓ Powder Coated Aluminum, Aluminum
- ✓ Plastics Laminates, Glass
- ✓ Rubber, Stainless, Concrete & Grouts

HARDWARE

SEALANT



SELLEYS
IF IT'S SELLEYS IT WORKS



BLOCKADE
(Co-Polymer Sealant 360g)



- ▶ Works on **WET SURFACES**
- ▶ Good weatherability & resistance to U.V. light
- ▶ **PAINTABLE**
- ▶ For Interior & Exterior

IDEAL FOR:

- ✓ Roof
- ✓ Gutters
- ✓ Masonry



AWNING & ROOFING
(Waterproof Sealant 300ml)



SPECIALY DESIGN FOR AWNING



- ▶ **Flexible & Durable**
- ▶ **Excellent Adhesion**
- ▶ **Water Resistant & Paintable**

IDEAL FOR:

- ✓ Roof
- ✓ External wall
- ✓ Awning
- ✓ Container
- ✓ Window
- ✓ Door caulk



**Inspired Brands.
Intelligent World.™**

Performance Tapes

- > Pressure-sensitive applications
- > Adhesive chemistries
- > Innovative technologies



**FM2116 Series
Indoor Mounting Tape**
High shear strength rubber adhesive
Double coated white polyethylene foam

Available size :
FM211612 - 12mm x 1.9m
FM211618 - 18mm x 1.9m
FM211624 - 24mm x 1.9m



**FM2132 Series
Double Sided Foam Tape**
High shear strength rubber adhesive
Double coated white polyethylene foam

Available size :
FM213212 - 12mm x 5m
FM213218 - 18mm x 5m
FM213224 - 24mm x 5m



**AFB™ 6111W Series
Outdoor Mounting Tape**
White acrylic double coated foam tape
Multipurpose acrylic adhesive on both side

Available size :
AFB6111W12 - 12mm x 1.32m
AFB6111W18 - 18mm x 1.32m
AFB6111W24 - 24mm x 1.32m



**AFB™ 6610C Series
Ultra Clear Mounting Tape**
Transparent acrylic tape
General purpose acrylic adhesive

Available size :
AFB6610C12 - 12mm x 1.32m
AFB6610C18 - 18mm x 1.32m
AFB6610C24 - 24mm x 1.32m



**AFB™ 6612G Series
Industrial Mounting Tape**
Grey acrylic foam tape
General purpose acrylic adhesive

Available size :
AFB6612G12 - 12mm x 1.32m
AFB6612G18 - 18mm x 1.32m
AFB6612G14 - 24mm x 1.32m



**FT Y6663
Rugby/Tarpaulin Welding Tape**
Double coated scrim tape w/ hotmelt rubber adhesive
The high coating weight construction

Available size :
FM213212 - 48mm x 10m

The logo features a stylized red 'TE' symbol on the left, followed by the text 'TAMSONS ENTERPRISES, INC.' in a bold, black, serif font.

TAMSONS ENTERPRISES, INC.




BUY Quality and SAVE!

SINCE 1968



PAINTERSPAI CORPORATE PROFILE

SUITE 303, SINGSON BUILDING, PLAZA MORAGA,
BINONDO, MANILA, PHILIPPINES 1006
Tel No.: (632) 242-1111
Fax No.: (632) 242-1345, 242-1348
e-mail: sales@tamsons.com.ph

A white hand cursor icon pointing upwards, located to the left of the website address.

tamsons.com.ph

BASECOAT



Advance Wall Sealer B215

Great preparation for preventing efflorescence

a low VOC, high alkaline resistance, 100% acrylic water-based primer and sealer which has been scientifically engineered for the application and preparation of "green" masonry surface even after only seven (7) days. It prevents build-up of white salt deposits (efflorescence) on the surface of the substrate.

Size Available:
5L & 18L White in Colour

Coverage:
5.5sqm/L
@ 40 microns DFT

EFFLORESCENCE



AFTER USE



No More Stains B100

Great preparation for preventing oil-based stains from re-appearing

a water-based surface preparation product for covering oil based stains on interior and exterior surfaces. It is fast drying and has outstanding adhesion properties. Suitable as primer, sealer and undercoat.

Size Available:
1L & 5L White in Colour

Coverage:
14.0sqm/L
@ 29 microns DFT

OIL-BASED STAINS



AFTER USE



No More Stains B105


Great preparation for preventing water-based stains from re-appearing

a fast drying oil-based preparation product for covering water based stains on interior and exterior surfaces. With outstanding adhesion properties and fast drying formula, is suitable as primer, sealer and undercoat.


Size Available:
1L & 5L White in Colour

Coverage:
12.0sqm/L
@ 40 microns DFT

WATER-BASED STAINS



AFTER USE



No More Cracks B110

Great preparation for preventing crack line

a high performance, elastomeric coating, providing maximum resistance designed to fill and bridge substrate cracks in cement render or plastering and maximum film integrity and protective qualities under the most demanding substrate and atmospheric conditions.

Size Available:
1L & 5L White in Colour

Coverage:
2sqm/L
@ 400 microns DFT

HAIRLINE CRACKS



AFTER USE



BASECOAT



No More Fungus B115

Great preparation for preventing fungus and moulds

a concentrated, deep penetrating, miscible, cleaning solution formulated for effective pre-treatment and treatment of surface organic growth on concrete, bricks, mosaic tiles, roof tiles, paving, pools and masonry substrate is required prior to painting.

Size Available: 1L & 5L White in Colour
Coverage: 5sqm/L

FUNGUS



AFTER USE



Acrylic Wall Sealer

Quality Wall Sealer for Maximum Performance & Protections

provides a suitable foundation upon which top coats can be applied. Formulated with 100% acrylic polymer and ensures maximum adhesion and performance of subsequent topcoats.

Size Available: 6.5L & 18L White in Colour
Coverage: 10sqm/L @ 30 microns DFT

PERFORMANCE & PROTECTIONS



AFTER USE



All Purpose Paint Brush

- ✓ Tapered filaments for smooth even finish
- ✓ High Grade Nylon Polyester
- ✓ No Deformation
- ✓ More Durable & Easy to Clean
- ✓ Great Coverage in All Paints

Available in:

1" 1.5" 2" 2.5" 3"



All Purpose Fabric Roller

- ✓ Durable & easy to clean
- ✓ High quality pile for excellent finish
- ✓ Suitable for interior & exterior use
- ✓ For acrylic & oil-based use

Available in:

4" 6" 7"





WATERPROOFING

WATERPROOFING SOLUTION




TOP COAT PME-101

(Available in 1Gal. & 1 Liter sizes)

- Ready-To-Use
- Japan Quality & Technology
- Guaranteed 100% Waterproof
- 460% Elongation
- Strong Adhesion to Concrete
- Non-Toxic

Coverage:

1 Coat




1Gal covers 8 to 12 SQM
1Lit covers 2 to 3 SQM

2 Coats



1Gal covers 4 to 6 SQM
1Lit covers 1 to 1 1/2 SQM




PRIMER PME-105

(Available in 1Gal. & 1 Liter sizes)

Suitable for all concrete surfaces

Coverage:

1 Coat



1Gal covers 16 to 20 SQM
1Lit covers 4 to 6 SQM





TAMSONS ENTERPRISES, INC.



BUY Quality and SAVE!


SINCE 1968



DOOR SOLUTION

CORPORATE PROFILE

SUITE 303, SINGSON BUILDING, PLAZA MORAGA,
BINONDO, MANILA, PHILIPPINES 1006
Tel No.: (632) 242-1111
Fax No.: (632) 242-1345, 242-1348
e-mail: sales@tamsons.com.ph

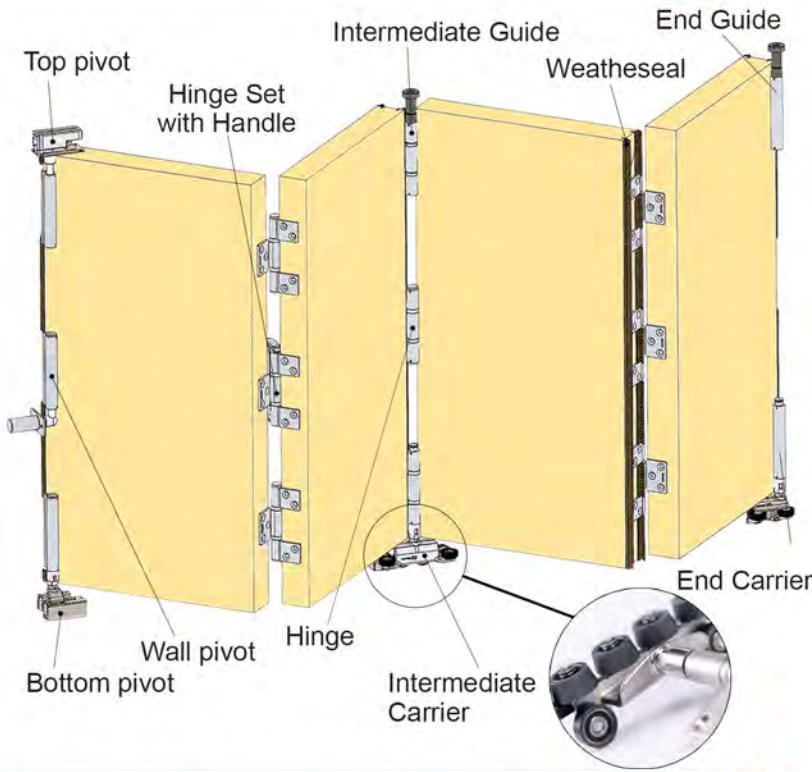


tamsons.com.ph

DOOR SOLUTION

F3 Bottom Rolling System

Floor-Rolling Technology Eliminates the need for strong upper beam.

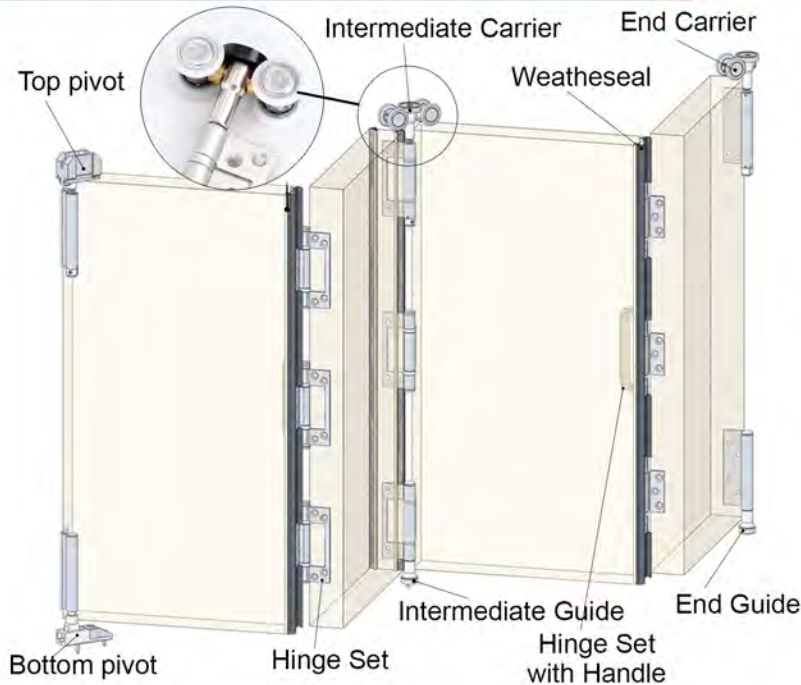


SPECIFICATIONS	F3	F2
Maximum Opening	16000mm	11400mm (center tracks) 14400mm (custom tracks)
Maximum Panel Weight	80kg each	40kg each
Maximum Panel Width	1000mm	900mm
Maximum Panel Height	2700mm	2400mm
Minimum Door Thickness	35mm	35mm
Maximum number of Doors	8 each direction	8 each direction

CODE	OPENING CONFIGURATION	HARDWARE
3L		1 x pivot set 1 x intermediate carrier set 1 x half offset hinges set 2 x dropbolt
3L1R		2 x pivot set 1 x intermediate carrier set 1 x half offset hinges set 4 x dropbolt
4L		1 x pivot set 1 x intermediate carrier set 1 x right carrier set 2 x half offset hinges set 4 x dropbolt
3L3R		2 x pivot set 2 x intermediate carrier set 2 x half offset hinges set 6 x dropbolt

E2 BiFolding System

The system that started the BiFold Revolution.



SPECIFICATIONS	E2	E3	E4
Maximum Opening	16000mm	16000mm	17600mm
Maximum Panel Weight	40kg	100kg	120kg
Maximum Panel Width	1000mm	1000mm	1100mm
Maximum Panel Height	3000mm	3000mm	4000mm
Minimum Door Thickness	35mm	35mm	45mm
Maximum number of Doors	16	16 (8 each direction)	8 left + 8 right

CODE	OPENING CONFIGURATION	HARDWARE
3L		1 x pivot set 1 x intermediate carrier set 1 x half offset hinges set 2 x dropbolt
3L1R		2 x pivot set 1 x intermediate carrier set 1 x half offset hinges set 4 x dropbolt
4L		1 x pivot set 1 x intermediate carrier set 1 x right carrier set 2 x half offset hinges set 4 x dropbolt
3L3R		2 x pivot set 2 x intermediate carrier set 2 x half offset hinges set 6 x dropbolt

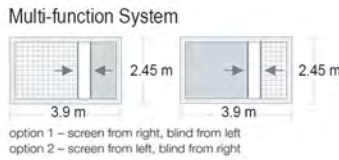
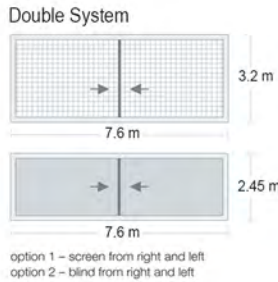
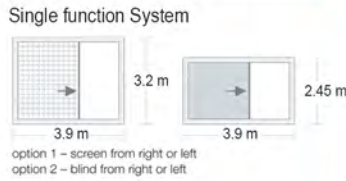
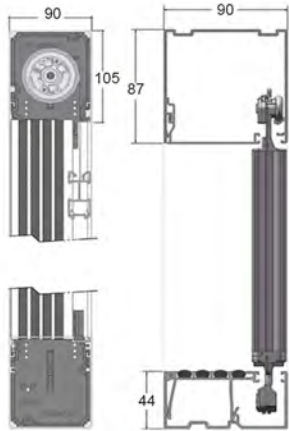
centor®

CREATING SYSTEMS FOR WINDOWS & DOORS

DOOR SOLUTION

S1E Eco-Screen™

centor®
CREATING SYSTEMS FOR WINDOWS & DOORS



TESTING



Single Function System • Maximum Panel Height = 3200mm • Maximum Panel Width = 3900mm

Double System • Maximum Panel Height = 3200mm • Maximum Panel Width = 7600mm


Real Wood Veneer

Select from Western Red Cedar, New Guinea Rosewood, Meranti, Victorian Ash or Surian Red Cedar.

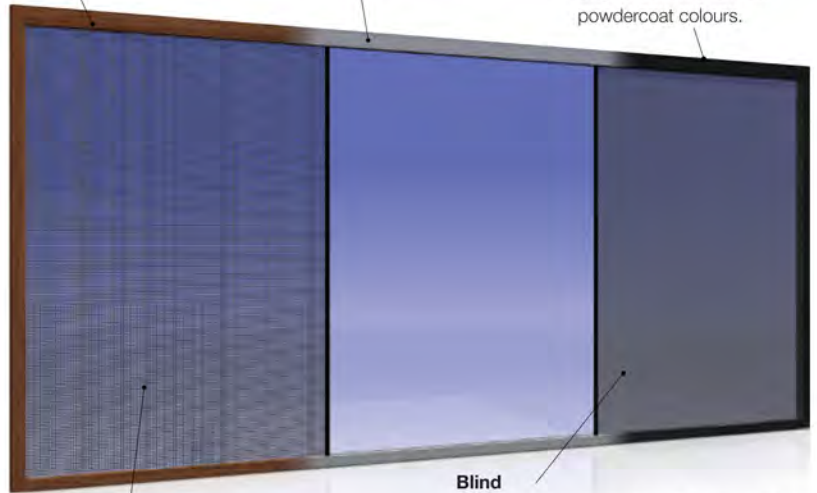
Clear Anodised

A tough and hard, corrosion resistant metallic finish.

Powdercoat



Select from a wide range of gloss, satin and matt powdercoat colours.



Blind

Sun filter fabric made from Fibreglass/PVC is available in a range of colours.

Insect Screen

Choose flyscreen or small insect mesh made from hardwearing Polyester/PVC.

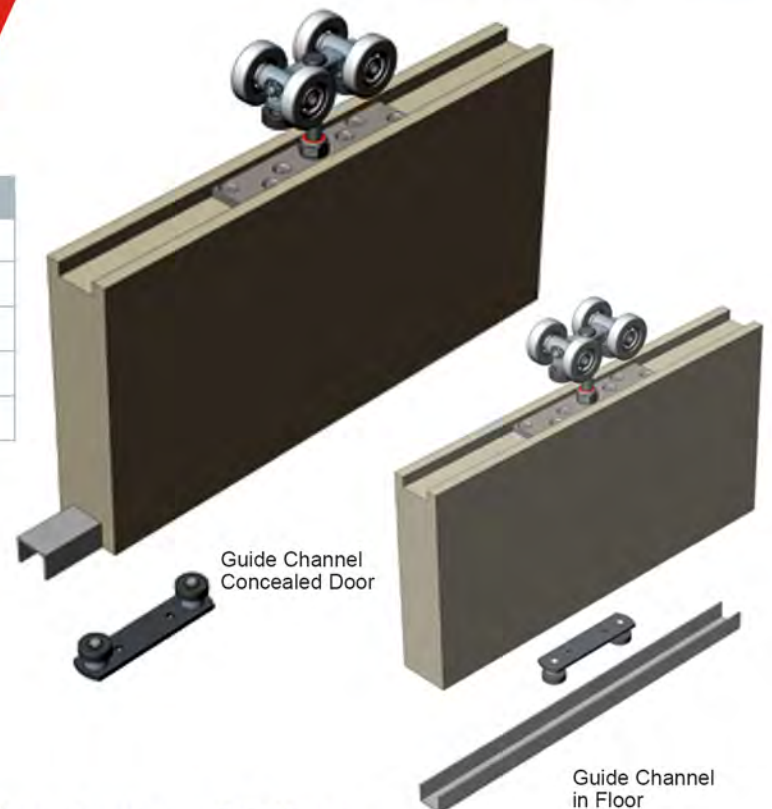

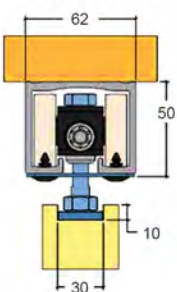


E3S Straight Sliding Hardware

Stainless steel bearings and ground nylon tyres

SPECIFICATIONS	E3S	E4S
Maximum Panel Weight	300kg	400kg
Maximum Panel Height	4000mm	4000mm
Maximum Panel Width	3000mm	3000mm
Maximum Panel Area	8m ²	8m ²
Maximum Panel Thickness	38mm	38mm

HEAD DETAILS



Quietly and comfortably moves aside loads up to 300kgs

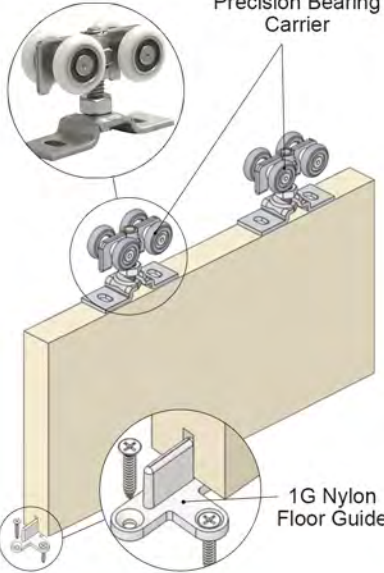
DOOR SOLUTION

A9 Series

94DP DOOR PACK

2pcs. 94CCSM Carrier
2pcs. 9TS Track Stop
1pc. 1G Nylon Guide

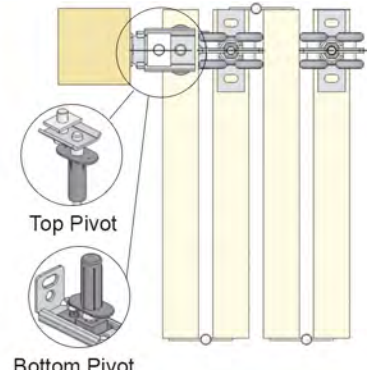
4 Nylon Wheel w/
Precision Bearing
Carrier



1G Nylon
Floor Guide



SPECIFICATIONS	SLIDING	FOLDING
Maximum Panel Weight	60kg	20kg
Maximum Panel Height	3000mm	3000mm
Maximum Panel Width	1500mm	620mm

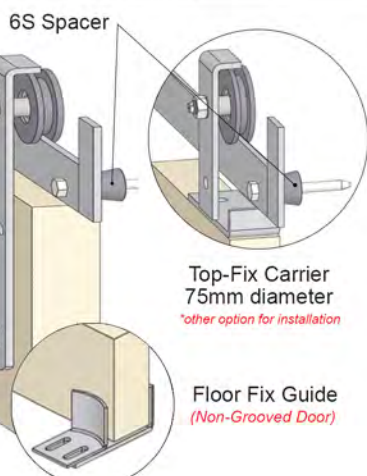


Top Pivot
Bottom Pivot

A9 Bifolding System



A6 SPECIFICATIONS	
Maximum Panel Weight	300kg
Maximum Panel Height	4000mm
Maximum Panel Width	6000mm
Maximum Door Thickness	50mm



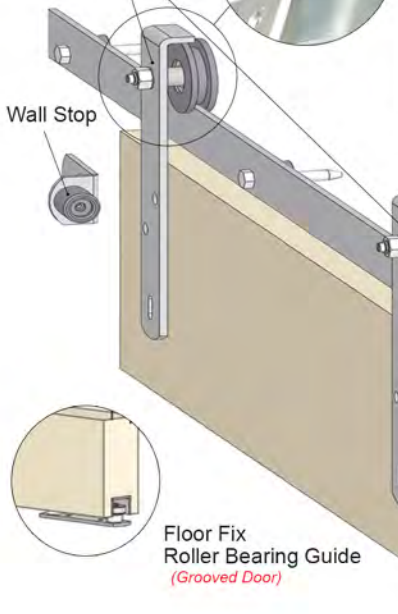
6S Spacer

Top-Fix Carrier
75mm diameter
**other option for installation*

Floor Fix Guide
(Non-Grooved Door)

A6 Open Rail

Face-Fix Carrier
75mm diameter



Wall Stop

Floor Fix
Roller Bearing Guide
(Grooved Door)

A14 Series

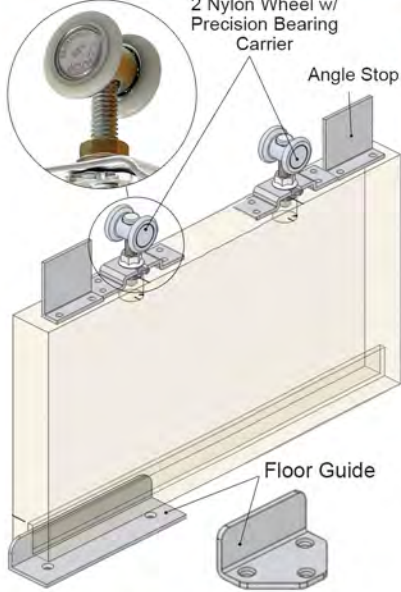
144DPN Door Pack (175 Kgs)

2pcs. 144CCN Carrier
2pcs. 14TS/AS Track Stop
with Angle Stop

142DPN Door Pack (100 Kgs)

2pcs. 142CCN Carrier
2pcs. 14TS/AS Track Stop
with Angle Stop

2 Nylon Wheel w/
Precision Bearing
Carrier

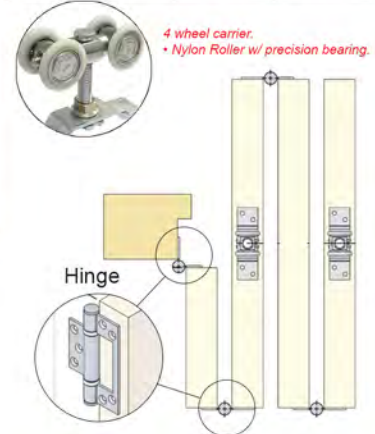


Angle Stop

Floor Guide



SPECIFICATIONS	SLIDING	FOLDING
Maximum Panel Weight	175kg	40kg
Maximum Panel Height	3000mm	3000mm
Maximum Panel Width	4000mm	820mm



4 wheel carrier.
• Nylon Roller w/ precision bearing.

Hinge

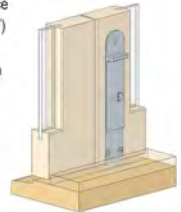
A14 Sliding System

A14 CenterFolding System

Dropbolts

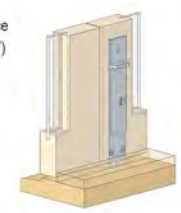
FORTE™

Max wind load 450kg (990lb) force
Min door thickness 35mm (1 3/8")
Security Keyed, non-keyed
Dropbolt lengths 200/400/600mm
Throw length 20mm
Finishes Satin Natural,
Bright Gold
Brushed Satin



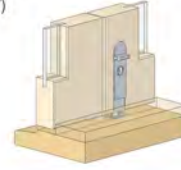
HARMONY™

Max wind load 450kg (990lb) force
Min door thickness 35mm (1 3/8")
Security Keyed, non-keyed
Dropbolt lengths 200/400mm
Throw length 40mm
Finishes Satin Natural,
Bright Gold



MINUET™

Max wind load 200kg (440lb) force
Min door thickness 35mm (1 3/8")
Security Keyed
Bolt length 100mm
Throw length 20mm
Finishes Satin Natural,
Bright Gold
White
Mahogany



centor®

CREATING SYSTEMS FOR WINDOWS & DOORS

DOOR SOLUTION

RYOBI®

RYOBI Making Life Comfortable

JAPANESE QUALITY

- World Class Technology
- Fully Hydraulic Controls
- Exceptional Performance
- Exceptional Value
- Meets the Highest Standard Requirements

EN1154 (Inc. EN1634 part.1)

ANSI A156.4
GRADE 1



D-3550 Series

Surface Mounted Door Closer

- Adjustable Closing Force from 35kgs up to 150kgs
- Optional Hold-Open Function
- Tested 2,000,000 Cycles
- Recommended for Industrial use
- Suitable for Fire Door
- Adjustable Backcheck



5000 Series

Surface Mounted Door Closer

- 2 Speed Adjustment
- Tested 500,000 Cycles
- Up-to 120kgs Capacity Load
- Optional Hold Open Function
- Mechanical Backcheck
- Available in Standard & Parallel Arm



D-2580 Series

Surface Mounted Door Closer

- Variable spring strength 1, 2, 3, & 4.
- Fully hydraulic control.
- Adjustable backcheck.
- Latching power adjustment.
- Industrial standard & certification.



D-2550 Series

Surface Mounted Door Closer

- Adjustable Closing Force from 35kgs up to 80kgs
- Optional Hold-Open Function
- Tested 1,000,000 Cycles
- Recommended for Commercial use
- Suitable for Fire Door
- Adjustable Backcheck



9903 Series

Overhead Door Closer

- Die-Cast Aluminum Body
- 2 Speed Adjustment
- Tested 500,000 Cycles
- 65kgs Capacity Load



8800 Series

Overhead Door Closer

- Various Finish Available
- 2 Speed Adjustment
- Tested 500,000 Cycles
- Up-to 65kgs Capacity Load
- Optional Hold-Open Function



7000 Series

Overhead Door Closer

- Optional Hold Open Function
- 2 Speed Adjustment
- Tested 500,000 Cycles
- Up-to 120kgs Capacity Load
- Available in Standard & Parallel arm




S102 / HDC12SA

Overhead Door Closer

- Easy to install yourself
- Various Finish Available
- Built-in Hold-Open Device
- Light in weight
- Residential use Up-to 45kgs Capacity Load
- Adjustable Closing Speed

DOOR SOLUTION

RYOBI RYOBI Making Life Comfortable



30 Series (320)

Concealed Overhead Door Closer

- Suitable for Steel, Aluminum, Glass and Wood Doors
- 90° Hold Open
- 2 Speed Adjustment
- Tested 1,000,000 Cycles
- Up-to 170kgs Capacity
- Closing Position Adjustable
- Clearance Adjustable
- Compact Body Size

CO-50 / COU-50

Concealed Overhead Door Closer

- 28mm Body Thick
- Optional Hold Open Function
- Up-to 180kgs Capacity
- 2 and 3 speed adjustment
- Made in Japan
- Compact and Durable
- Mechanical Backcheck
- Tested 500,000 Cycles

200 Series

Floor Hinge

- Suitable for Steel, Aluminum, Tempered Glass and Wooden Doors
- 90° Hold Open
- 2 Speed Adjustment
- Tested 1,000,000 Cycles
- Closing Position Adjustable
- Clearance Adjustable
- Up-to 180kgs Capacity

500 Series

Floor Hinge

- Suitable for Steel, Aluminum, Tempered Glass and Wooden Doors
- 90° Hold Open
- 2 Speed Adjustment
- Tested 1,000,000 Cycles
- Closing Position Adjustable
- Clearance Adjustable
- Up-to 120kgs Capacity



SL-135

Semi Automatic Sliding Door Closer

- Quiet and smooth operation due to hydraulic mechanism
- 3 Speed Adjustment
- Tested 1,000,000 Cycles
- Up-to 80kgs Capacity Load
- Optional Hold-Open Function
- Maximum Door Size:
-1440mm X 2100mm

SL-2

Semi Automatic Sliding Door Closer

- 2 Speed Adjustable
- Optional Single or Multiple hold-open function
- Optional Bi-Part Opening
- Maximum Capacity:
80KGS - Single Door
60KGS - Double Door



Door Stopper

Door Holder

Flushbolt

Door Guard

DOOR SOLUTION




DIY Door and Window Sealing

AUTOMATIC WEATHER SEAL

BRUSH STRIP SEAL


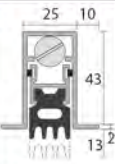


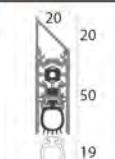


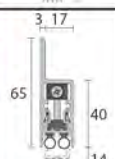
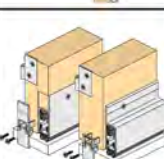

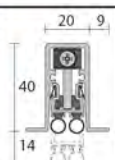
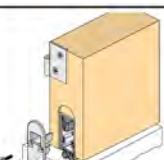


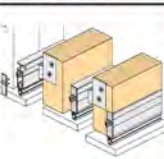

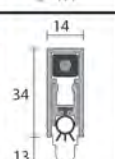
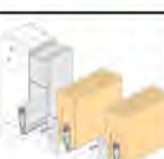



DOOR BOTTOM SEAL

WEATHER STRIP SEAL






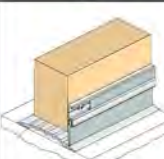

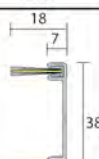
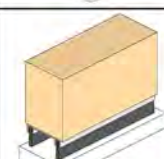


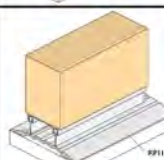

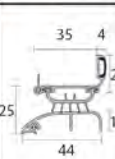



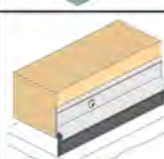

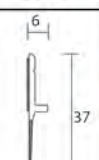
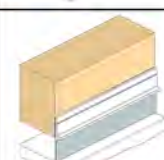


AUSTRALIAN BRAND


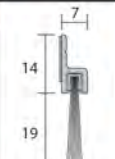


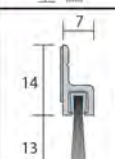
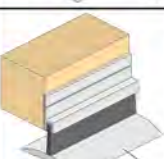

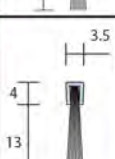
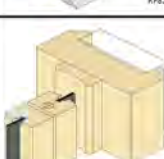
Door Bottom Seal Automatic

RP70 Si H  A heavy duty automatic door bottom seal which is spring loaded to lift clear of the floor as soon as the door leaf is opened by a few millimeters.	 
RP99 Si H  A heavy duty automatic door bottom seal which is spring loaded to lift clear of the floor as soon as the door leaf is opened by a few millimeters. Acoustically design seal for face mounted, semi morticed or fully morticed application.	 
RP126 Si H  A heavy duty automatic door bottom seal which is spring loaded to lift clear of the floor as soon as the door leaf is opened by a few millimeters.	 
RP127 Si H  A heavy duty automatic door bottom seal which is spring loaded to lift clear of the floor as soon as the door leaf is opened by a few millimeters.	 
RP35 Si M  A medium duty automatic door bottom seal which is spring loaded to lift clear of the floor as soon as the door leaf is opened. Acoustically designed for face mounted and semi-morticed applications.	 
RP8 Si M  A concealed, acoustic automatic door bottom seal. An extrude silicone sealing gasket for medium temperature smoke/fire door application.	 
RP60 L  A face mounted automatic door bottom seal which is spring loaded to lift clear to the floor as soon as the door leaf is opened by a few millimeters.	 






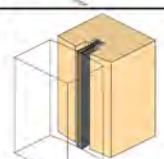


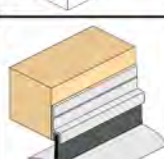
Door Bottom Seal Non-Automatic

RP26 H  A heavy duty EPDM sweep seal for door bottoms of outward opening doors. It has slotted holes for the adjustment of its concealed fixing, behind a push-in cover strip.	 
RP51 Si H  A heavy duty silicon rubber sweep seal for the bottom of outward opening doors. RP51 Si has slotted fixing holes for adjustment with a push-in cover strip for concealed fixing.	 
RP129 F H  A heavy duty medium temperature smoke door bottom seal. The seal is achieved by a pair nylon brush strips with a medium temperature smoke barrier.	 
RP129 Si H  A heavy duty medium temperature smoke door bottom seal. The seal is achieved by a pair of silicon fins that meet the deemed to satisfy specification C3.4 for smoke doors.	 
RP4 M  A storm proof door bottom seal, that is used in situations where maximum weather protection is required. The multi blade seal defies rain infiltration.	 
RP5 M  A flexible EPDM weatherstrip sweep seal that fits to the bottom of doors. It is ideal for screen doors and sash windows to prevent insects from entering up the face of the glass.	 
RP17 L  A co-extruded PVC sweep seal that fits to the stiles or bottom of doors. These extremely flexible seals can be quick and easily installed without removing the door.	 

Brush Strip Seal


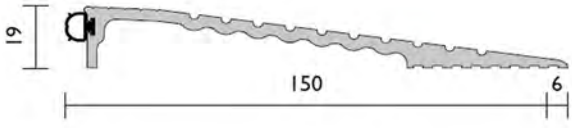
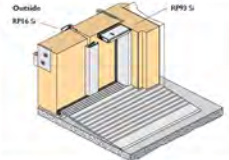

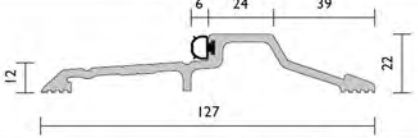
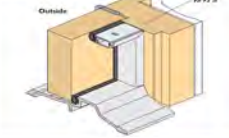

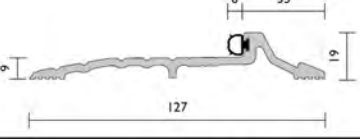
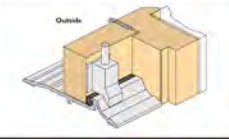

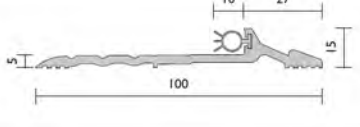
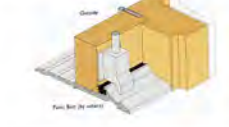
RP2A H  A nylon brush strip seal, with an aluminum carrier, that mounts to the inside or outside of a door. It is ideal for sliding or double acting door.	 
RP2B H  A nylon brush strip seal, with an aluminum carrier, that mounts to the inside or outside of a door.	 
RP2B (Brush Only) H  No aluminum carrier, recess fixed in a double morticed groove at the stiles of a bull nose timber door. The fine nylon filament engages a suitable concave hinge jamb molding, providing an excellent unobtrusive seal.	 

Brush Strip Seal


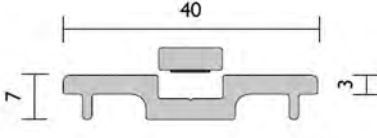
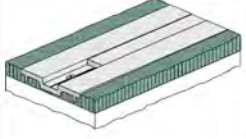

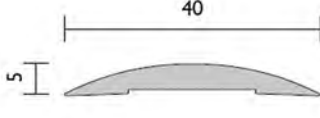


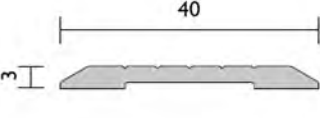
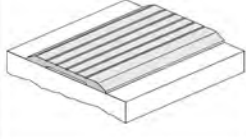

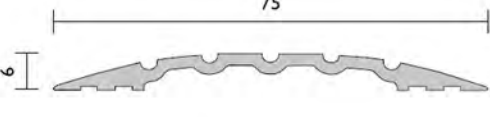
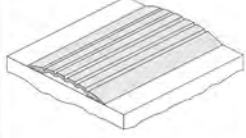
RP57 H  A nylon brush strip seal that is ideal for installations where large gaps occur or fitted to lintels of roll-up doors. In this application, helps prevent the ingress of birds and wind blown embers in bushfire areas.	 
RP52F H  A nylon brush strip without holder, that is fitted in a concealed manner into a machined groove in a door. The brush houses a unique medium temperature fin, which is effective in the sealing of medium temp smoke.	 
RP74F H  A nylon brush strip seal with a self adhesive aluminum carrier. Mounted to the inside or outside door head and bottom face, RP74 provides a very neat sealing solution with the advantage of final on site installation which overcomes unforeseen floor or sill variation.	 

DOOR SOLUTION


Threshold Plate with Seal

<p>RP97 Si H</p>  <p>A threshold plate seal particularly suited for outward opening broad butt hinged plant room and emergency exit door. An excellent smoke and acoustic system is achieved.</p>		
<p>RP110 Si H</p>  <p>A weather proof threshold plate seal suited to outward opening broad butt hinged doors. It is ideal for use with a panic type exit device.</p>		
<p>RP111 Si H</p>  <p>A weather proof threshold plate seal suited to outward opening broad butt hinged doors. It is ideal for use with a panic type exit device.</p>		
<p>RP117 Si H</p>  <p>A weather proof threshold plate seal suited to outward opening broad butt hinged doors. It is ideal for use with a panic type exit device.</p>		

Threshold Plate

<p>RP66 H</p>  <p>A flush fitting threshold plate for carpet covered floor. Used in conjunction with a door bottom, designed to provide an optimum sealing surface, as carpet can flatten and thus reduce sealing effectiveness.</p>		
<p>RP82 H</p>  <p>A low profile threshold plate used in conjunction with door bottom seals to prevent rain, draught and smoke infiltration.</p>		
<p>RP95 H</p>  <p>A low profile threshold plate used in conjunction with door bottom seals to prevent rain, draught and smoke infiltration.</p>		
<p>RP115 H</p>  <p>A low profile threshold plate used in conjunction with door bottom seals to prevent rain, draught and smoke infiltration.</p>		

H233 Flat Stair Tread



Clear Anodise & Gold Anodise: Available in 1000mm & 2000mm Lengths. Width 38mm Height 4mm

H234 Bull Nose Stair Tread



Clear Anodise & Gold Anodise: Available in 1000mm & 2000mm Lengths. Width 44mm Height 15mm

H230 Lino Edging



Clear Anodise & Gold Anodise: Available in 900mm & 1800mm Lengths. Fastener Supplied Width 24mm Height 6mm

H231 Carpet Edging



Clear Anodise & Gold Anodise: Available in 900mm & 1800mm Lengths. Fastener Supplied Width 32mm Height 9mm

Door Frames or Perimeter Seal

RP130 Si H A heavy duty medium temperature smoke seal designed to be fitted to the door head and jamb reveal of pivot door frames.	 	
RP10 Si H A neat, anodised aluminium door stop frame seal which has proven to be an effective acoustic and smoke seal. RP10 Si is quick and easy to install on plain or rebated door frames.	 	
RP47 Si H A heavy duty door seal which has been designed to replace the conventional door stop, around the head and jambs of the door frame.	 	
RP78 Si M An acoustic medium temperature smoke door frame seal designed for installation on door stop. Its aluminum carrier is sturdy and slotted for adjustment with concealed fixings.	 	
RP87 Si M An adjustable door stop seal for noise, light and smoke. Uses independently adjustable fasteners to achieve up to 6mm sealing adjustment for maximum noise control.	 	
RP93 Si M A weather and acoustic seal suitable for plain or rebated frames. quick and easy to install, to the head and jambs without removing the door.	 	

Self Adhesive Seal

RP120 M A co-extruded PVC, acoustic and smoke seal. Discreetly located in the protected corners of rebated timber or steel door frames. RP120 is suitable for new and retrofit applications.	 	
RP124 M A co-extruded PVC, acoustic and smoke seal. Discreetly located in the protected corners of rebated timber or steel door frames. RP120 is suitable for new and retrofit applications.	 	
RP48 L Location: Around door and window Frame Fixing Method: Self adhesive Seal Material: EPDM closed cell sponge	 	
RP55 L Approval Fire & Smoke AU/NZ: Conforms to BCA Spec. C3.4. Tested to AS 1530.4 & AS/NZS 1905.1. UK/EU: Conforms to Approved Documents B. (Tests above are similar to BS EN 1634.1 BS 476 Part 20 & 22).	 	
RP61 L A self adhesive soft woven fibre draught seal which is ideal for sliding door and window application. It seal gaps of between 3mm and 5mm.	 	
RP108 L A multi-purpose, user determined self adhesive EPDM compression seal.	 	

Intumescent Seal

RP76 H A combined intumescent smoke and fire seal which is heat activated. It is unobtrusively set into a machined groove around perimeter of timber frame or door edges.	 	RP1004 S H A rigid PVC cased intumescent fire and smoke seal for fire resisting doors and door frames. Set into a Morticed groove. An aggressive self adhesive backing tape is standard.	
RP1004 F H A flexible PVC cased intumescent fire seal for fire resisting door and door frames. The seal is supplied coiled in a continuous length to minimise wastage when cutting to exact size.	 		

Astragal Meeting Stile Seal

RP16 Si M Effective in sealing the meeting stiles of plain or rebate double doors.	 	
RP71 M Designed for plain or rebated meeting stiles to timber double doors.	 	

Icons & Symbols:

- Acoustic**
- Medium Temp. Smoke**
200°C for 30 Minutes (Smoke Doors)
- Ambient (cold) Smoke**
up-to 70°C
- Insects and Vermin**
- Access and Mobility**
- Energy, Draughts and Dust**
- Fire and Hot Smoke**
Fully developed fires exceeding 600°C (Intumescent Fire Seal)
- Fire Approved**
- Weather**
- Light**



STANLEY

GRADE 1 Cylindrical leverset

Tested 1,000,000 Cycles

CODE	DESCRIPTION
FL-90300	Entrance Function
FL-90362	Storeroom Function

ANSI ANSI A156.2-2011
Grade 1 certified

UL 3 hours fire rating certified.
UL File No. R27792.



GRADE 2 Cylindrical leverset Non Clutch

Tested 500,000 Cycles

CODE	DESCRIPTION
EVU-90300	Entrance Function
EVU-90362	Storeroom Function
EVU-90330	Privacy Function

ANSI ANSI A156.2-2003
Grade 2 certified

UL 3 hours fire rating certified.
UL File No. R27792.



GRADE 2 Tubular Leverset

Tested 500,000 Cycles

CODE	DESCRIPTION
RH-90S00	Entrance Function
RH-60S00	Entrance Function
RH-90S30	Privacy Function
RH-60S30	Privacy Function

ANSI ANSI A156.2-2003
Grade 2 certified

UL 3 hours fire rating certified.
UL File No. R27792.



GRADE 2 Bored Deadbolt

Tested 500,000 Cycles

CODE	DESCRIPTION
LI-20010	Single Cylinder x Thumbturn
LI-20011	Double Cylinder
LI-20013	One Way Deadbolt x Blank plate

ANSI ANSI 156.5-2001
Grade 2 certified

UL 3 hours fire rating certified.
UL File No. R27793.




STANLEY**2 BALL BEARING FULL MORTISE**

CODE	DESCRIPTION
H1	SGH2B443SSS 4 x 4 x 3mm 2BB Std.Weight

Product Overview

- Interior or external doors
- Template screw hole location for use on either wood or hollow metal doors and frames
- Equipped with easily seated, non-rising pins
- Five knuckle, full mortise design
- Equipped with two permanently lubricated non-detachable ball bearings
- For medium weight doors of average frequency

**4 BALL BEARING FULL MORTISE**

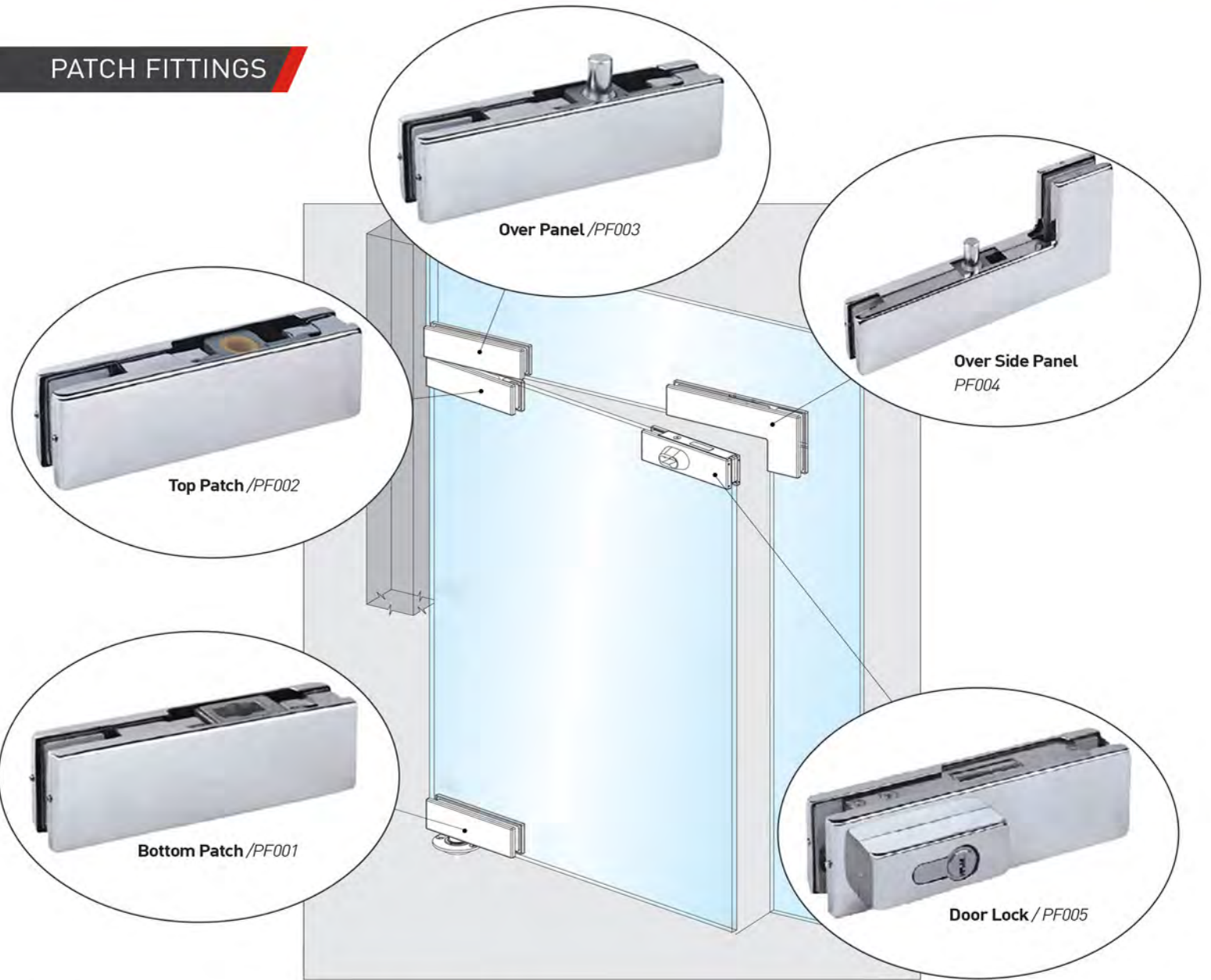
CODE	DESCRIPTION
H2	SGH4B45435SS 4.5 x 4 x 3.5mm 4BB

Product Overview

- Interior or external doors
- Template screw hole location for use on either wood or hollow metal doors and frames
- Equipped with easily seated, non-rising pins
- Five knuckle, full mortise design
- Equipped with two permanently lubricated non-detachable ball bearings
- For medium weight doors of average frequency

DOOR SOLUTION

PATCH FITTINGS



Recommended Floor Hinge:

RYOBI



500 Series



200 Series



DOOR STOPPER



DH015BR



DH016BR



DH0112BR



DH018BR



DH005SS



DH021SS



DH023SS



DH024SS



DH026SS



DH037SS



DH001SS



DH033ZA



DH034ZA

DOOR BOLT



CL-001



DB009SS



DB010SS



DB013BR



DB015BR

FLUSH BOLT




DB012BR



DB002SS

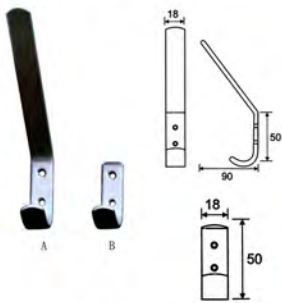


DB008A



DB003SS

DOOR CLOTH HOOK



DCH0290SS/BR



DCH0410SS/BR



DCH0430SS/BR

DOOR COORDINATOR




CO-004SS



CO-001SS



HINGES




PLAIN JOINT



2 BALL BEARING



4 BALL BEARING



ROUND CORNER



FLUSH



SINGLE ACTION SPRING PIVOT



ZINC ALLOY CONCEALED

DOOR GUARD



DG0010ZA



DG0050SS



DG0040SS



DG0060BR

DOOR VIEWER

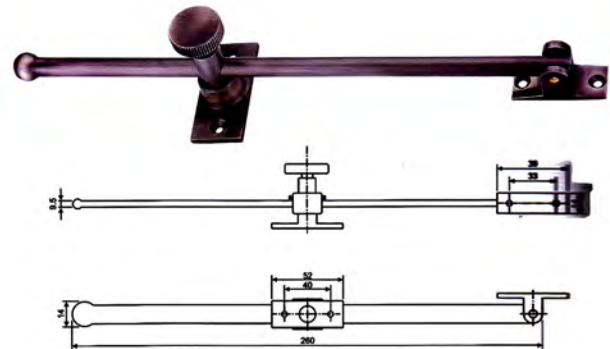


DV 160



DV 200

WINDOW STAY



WS0050BR